







Content
 C1
 C2
C3 Series
 C4
 C5
 C6
 C7
 CCM
 CCS

Single conveyor deck			
No.	Name	Image	Load capacity (KG)
1	C3-11		1000
2	C3-12		1000
3	C3-13		1000
4	C3-14		1200
4	C3-15		200 500

Dual conveyor decks			
No.	Name	Image	Load capacity (KG)
1	C3-21		1000

Tree conveyor decks			
No.	Name	Image	Load capacity (KG)
1	C3-31		500

Four conveyor decks			
No.	Name	Image	Load capacity (KG)
1	C3-41		500
2	C3-42		500